FMFA Instructor Standardization Meeting

Dr. Bob Carpenter - FMFA Chief Instructor
FAASTEAM Lead Representative

NO WARRANTIES, LIMITATION OF LIABILITY

The content in this slide presentation (Content) is provided "AS IS" for informational purposes only. Such Content is not a substitute for: (1) the information on the DC ADIZ, TFRs, and other special use airspace that is available from the FAA and its FSSs; (2) the information available from the TSA with regards flight training security. The author makes no representations or warranties, expressed or implied, including warranties of merchantability or fitness for a particular purpose with respect to the accuracy or completeness of the Content. The author expressly disclaims any duty to update the Content and any liability to any person for any decision made or action taken in reliance on the Content.

Agenda

1. Introduction
2. Instructor Currency
3. Tipton Safety Concerns
4. FMFA Training Requirements and Instructor Clearing Authority
5. Member In-Processing Procedures (including TSA Requirements)
6. FMFA Aircraft Status
7. 91.161 - Mandatory SFRA Training
8. TSA Training - Security Officer

This Presentation is available

See www.fmfa.org

Get Registered As CFI for Wings !

Go to www.faasafety.gov

For Wings Info
See www.faasafety.gov/WINGS/

Instructor Currency



- **Instructor Sign-In**

  Please sign-in on sign-in sheet

- **Personal Records (printed out from FMFA Dispatch System)**

  Please update the listing for you (dates, new certificates, etc.) Please place a copy of any new certificates (CFI, Pilot, Medical) in your PF next time you are at the club AND notify NICK YOKANOVICH so he may update the Dispatch System.

- **Instructor Cabinet (access) combo is 3X-2X-0**

Safety Concerns FME

1. Use of "Position and Hold" (NOT !)
2. Runup positioning at the ends of RWY 10 & 28 (allow space 4 others)
3. Positioning of aircraft prior to departure (45 degrees to final)
4. SFRA Radio Etiquette (Tail # is Prime)
5. Fueling at Tipton
   a. wheels on concrete
   b. ground on port wing tiedown
   c. except for Arrow use ladder
   d. wear yellow vest anytime in Tipton Arpt “movement” areas
6. Traffic using GPS approaches at Tipton
7. Tipton VFR Access/Egress Routes

GPS User Segment – AIM 1-1-19.f
(GPS as Substitute for ADF and DME)

- Operators in the USA NAS are authorized to use GPS equipment certified for IFR operations in place of ADF and DME equipment (See AIM 1-1-19.f).
- Approved IFR GPS instrument approach operations include: Locating DME fixes, flying DME arcs, determining cross-bearing fixes, navigating to/from and holding over NDBs, flying above FL240
- Database must be current and RAIM {RNP = 2.0} or WAAS used for integrity monitoring !!

Start Date	Database Cycle
12/22/05	0513
01/19/06	0601
02/16/06	0602
03/16/06	0603
04/13/06	0604

Each Year Contains 13 GPS Database Cycles of 28 Days Effective at 0901Z Every 4th Thursday

GARMIN GNS 430 ACKNOWLEDGEMENT SCREEN AT START-UP

RNAV (GPS) RWY 10 Approach

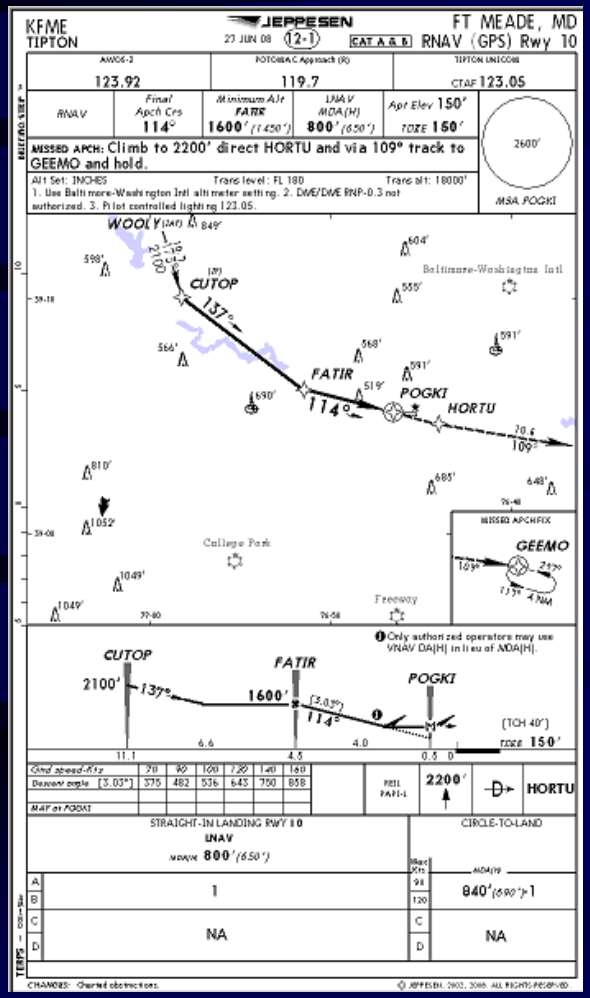

Fix	Heading From FME	Distance (nm)	Cat A (90 Kts)	Cat B (120 Kts)
WOOLY	331	19.9	13.3	10.0
CUTOP	311	11.1	7.4	5.6
FATIR	294	5.4	3.6	2.7
	Degrees Magnetic		Time (Min)	Time (Min)

RNAV (GPS) RWY 28 Approach

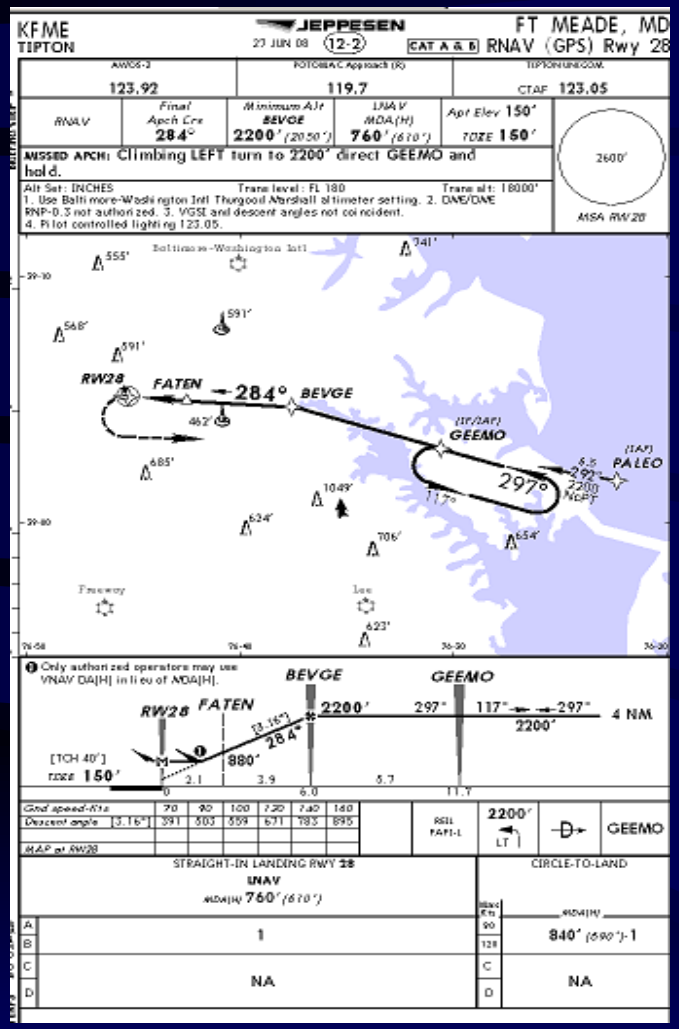

Fix	Heading From FME	Distance (nm)	Cat A (90 Kts)	Cat B (120 Kts)
PALEO	112	18.4	12.3	9.2
GEEMO	111	11.9	7.9	6.0
BEVGE	104	6.0	4.0	3.0
FATEN	104	2.1	1.4	1.1
	Degrees Magnetic		Time (Min)	Time (Min)

Tipton VFR Access/Egress Routes

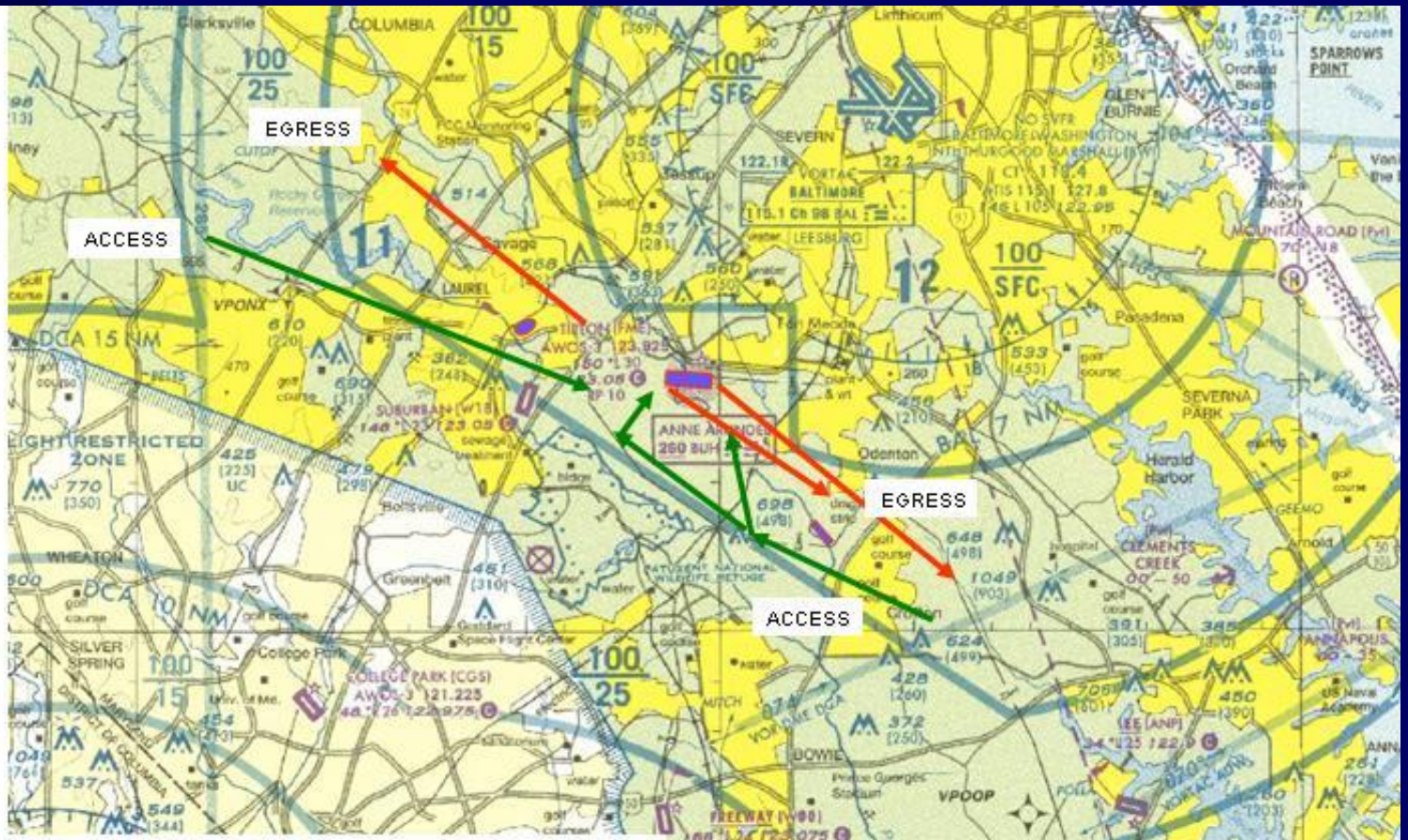

Airport Remarks: Attended Mon-Fri 1330-2300Z, Sat-Sun 1230-2300Z. Deer on Rwys and txwys. Be alert for numerous BWI turbojet arrivals/departures in the area. Fixed wing aircraft fly tfc pattern south of the fld to avoid BWI Class B airspace. Request aircraft approaching the airport from the east pass south of the drag strip 152 degrees at 4 nm from the airport and aircraft approaching from the west pass south of Laurel Racetrack 298 degrees at 3.7 nm from the airport. Aircraft departing the airport requested to pass north of these points. Remain clear of BWI Class B Airspace until clnc is obtained. ACTIVATE MIRL Rwy 10--28—CTAF (123.05MHz).

AR215-1 Flight Operations, Training, & Standardization Requirements

Effective 1APR04, the FMFA Dispatch System will maintain a database of pilot qualification and currency record for each user in accordance with including the following:

a) Execution of following written tests on a yearly basis: FAR, Local, Aircraft Test for each flown, Instructor and Instrument Test, if applicable

b) Execution of following aircraft and/or simulator checkouts (See www.fmfa.ws/lounge_pifdocs.html for more on this)

- **Initial Checkout in each aircraft flown with Yearly Checkout in most complex aircraft flown (most complex = Arrow > T41C > C172 > C152)**
- **Initial Night Checkout (for night flying privileges)**
- **Yearly Instrument Checkout (for instrument privileges in FMFA aircraft)**
- **Apollo GX60 GPS Checkout (for instrument privs in GX60 aircraft)**
- **Garmin GNS430 GPS Checkout (for instrument privs in GNS430 aircraft)**
- **Initial & Annual CFI/CFII Checkout for each instructor**
- **Flight Review, Complex, & High Performance Endorsements**

AR215-1 Flight Operations, Training, & Standardization Requirements (Continued)

- **Minimum fuel requirements**
  - a) **VFR – land with <u>1 hour fuel in tanks</u>**
  - b) **IFR – land with <u>1 hour fuel in tanks</u>**
- **All flights performed using standard aircraft checklists, not from memory (see <u>www.fmfa.ws/lounge_pifdocs.html</u> for copy of checklists).**
- **Before each flight a flight plan is to be filed and the pilot shall use the FMFA Dispatch System to checkout the aircraft.**
- **Runway length is at least 2,000 feet.**
- **VFR minimums are:**
  - a) **Day: 1,500 feet AGL and 3 miles**
  - b) **Night: 2,500 feet AGL and 5 miles**
- **Flight Plans**
  - a) **Only a Clearing Authority Name at top of flight plan is required if the pilot is a student pilot or <200 hr certificated pilot.**
  - b) **A standard weather briefing will be obtained from FSS.**
  - c) **Clearing Authorities FMFA Mgt, Officers, & CFIs**



Remember: After your student completes a successful FAA ckride re-do his FMFA paperwork for ACR (and IACR if appropriate) !

AR215-1 Flight Operations, Training, & Standardization Requirements (Continued)

- **FMFA follows the Jeppesen-Sanderson primary flight training syllabus for Private, Instrument, Commercial Pilot.**
- **Any pilot without solo cross-country experience in the past 2 years must complete a cross country flight check with an instructor before sign off to fly PIC on a cross-country flight in activity aircraft.**
- **Flights by primary student pilots are subject to the following restrictions:**

a) All students must undergo Stage I, II, III Phase Checks with the Chief Flight Instructor or his designee**

- **i. **Dan Proffen (All)**
- **ii. **Mike Bevan (All except for C152 flights)**
- **iii. **Phil Sibal (All)**
- **iv. **Mike Allen (All)**

b) Solo flights are limited to daytime hours

c) Solo cross-country flights may be flown into destination airports that have not previously been used only when the student pilots have completed 3 hours of solo cross-country flying into airfields where they have previously executed satisfactory traffic patterns in dual flights with instructors

d) Student pilots must fly one hour dual every 30 days

FMFA Private Pilot Training Requirements

Instructors will follow 26 lesson Jeppesen-Sanderson Private Pilot Syllabus			
Lesson / Stage	**Description**	**Dual (hrs)**	**Solo (hrs)**
1 / I	Introduction	0.5	
2 / I	Review	1.0	
3 / I	Stalls, Review	1.0	
4 / I	Review	1.0	
5 / I	Review, Simulated Instruments	1.0	
6 / I	Review, Slips	1.0	
7 / I	Review, Crosswind TO&LDGs	1.0	
8 / I	Review	1.0	
9 / I	Supv Solo	0.5	0.5
10 / I	Stage Check	1.0	
Lesson 10 will be a Stage I Phase Chk w/Chief Flt Instructor or his designee			
11 / II	Maneuvers, S/S To&Ldg	1.0	
12 / II	Supv Solo		1.0
13 / II	Supv Solo		1.0
14 / II	VOR Navigation	1.0	
15 / II	VOR Navigation	1.0	
16 / II	Night Local	1.0	
17 / II	Cross-Country	2.0	
18 / II	Nite Cross-Country	2.0	
19 / II	Cross-Country		2.5
20 / II	Stage Check	1.0	
Lesson 20 will be a Stage I Phase Chk w/Chief Flt Instructor or his designee			
21 / III	Long Cross Country		4.0
22 / III	Long Cross Country		4.0
23 / III	Maneuvers Review		1.0
24 / III	Maneuvers Review		1.0
25 / III	Stage Check	1.0	
26 / III	End of Course Flt Chk	1.0	
Lesson 26 will be a Stage I Phase Chk w/Chief Flt Instructor or his designee			
	Totals	20.0	15.0

Jeppesen-Sanderson Private Pilot Syllabus

FMFA Private Pilot Training Requirements (Continued)

Do you know how to use IACRA to produce 8710s ?

Reminder: Stu Pilot Certificate Good for 2 Years Only

Private Student Pilot John Q. Student			
Dual		Required	Actual
	Total Dual	20 hrs	?
	Dual XC	3 hrs	?
	Night	3 hrs	?
	Night Landings	10	?
	Night XC over 100 NM	1	?
	Instrument	3 hrs	?
	Prep for test in last 60 days	3 hrs	?
Solo			
	Total Solo	10 hrs	?
	Solo XC	5 hrs	?
	Solo XC over 150 NM w/3 stops	1	?
	TO & LDGs at airport w/Ctrl Twr	3	?
Total Time		40	?
Student Pilot License Endorsements			?
	Solo in Make/Model	done	?
	Solo Cross Country	done	?
Student Pilot Logbook Endorsements			?
	Training to solo (written, grd & flt training	done	?
	For initial XC	done	?
	For each XC	done	?
	Recommendation for Practical	done	?
	If T41C High Performance Endorsement	done	?
	Wash Tri-Area Class B if w/DC ADIZ	done	?
Other			
	Over 17 years Old	done	?
	Written passed within last 2 yrs	done	?
	Pre-Solo Exam	done	?
	FAA Form 8710-1	done	?

FMFA Private Pilot Training Requirements (Continued)

Microsoft PowerPoint - [instructor111708]

AircraftClubs.com - Mozilla Firefox

File Edit View History Bookmarks Tools Help

https://www.aircraftclubs.com/default.asp

Flight Schedule
Hangar Talk
@dds Weather
GA Information

AircraftClubs.com
Flight Scheduling

Contact AircraftClubs.com (comments & squawks)

Add My Club!
Logout
Month View
Resource View
Day View
Pilot View
News
Files
Photos
Web Links
My Club
My Profile
My Photo
Phone Access

Administration
Pilots
Resources
Configuration
Club Account

Maintain Files - CWF Flying Club

Use this list to add and edit the online files for your club.

add	Title	Sort
edit	ADIZ_1_8_2009.ppt	-7
edit	Tipton Airport Fort Meade MD 2009.pdf	-7
edit	Getting Smart about WAAS 10_28_2008.ppt	-5
edit	Aug30ADIZ with Sector Freqs N Gates.pdf	-4
edit	Tipton VFR EGRESS_ACCESS Routes 09_22_2007.jpg	-3
edit	adw safety letter - part 1.pdf	-2
edit	adw safety letter - part 2.pdf	-1
edit	ATC ltr on IFR pract appchs dtd 01may08.pdf	0
edit	Philips_PTS_20090101.pdf	1
edit	instructor111708.ppt	2
edit	aeronauticl experience reqts.doc	6
edit	stage_checks.xls	7
edit	Tipton_Tarmac_Fall_08.pdf	16
edit	fmfa_instructor_roster_MAR_2009.pdf	17

Done www.aircraftclubs.com McAfee SiteAdvisor

Start Inbox - Outlook Express Instruction Microsoft PowerPoint - [... AircraftClubs.com - ... 7:45 AM

Member In-Processing

1. Follow the In-Processing Checklist on the Pilot Checkout Sheet !!!!
2. Orientation (Clubhouse, Flightline Combos)
3. Aircraft Clubs (Usage)
4. FMFA Dispatch System (Primarily Cert Pilots)
5. Personal File (Follow Side 1/2/3/4/5/6 Guidance)
6. FMFA Tests (Local, FAR, Instrument, Aircraft)
7. Very Important: Prior to Any Flight or Ground Instruction towards a new Cert : TSA Requires
   a. Copy of US Citizenship Validation in PF
   b. Logbook Endorsement & You Keep a Copy

TSA Requirements for US Citizens Undergoing Pilot Training

- **METHOD OF CITIZENSHIP VALIDATION**
  - **Valid unexpired U.S. passport.**
  - **Original birth certificate of the United States plus government-issued picture ID.**
  - **Original certification of birth abroad with raised seal (Form FS-545 or DS-1350) and government-issued picture ID.**
  - **Original certificate of U.S. citizenship with raised seal (Form N-560 or N-561), or a Certificate of Repatriation (Form N-581), and government-issued picture ID.**
  - **Original U.S. naturalization certificate with raised seal (Form N-550 or N-570) and a government-issued picture ID.**

TSA Requirements for US Citizens Undergoing Pilot Training (Continued)

- **The instructor must then comply with one of the following two options:**
  1. **Make an <u>endorsement in both the instructor's logbook</u>, or other record used by the instructor to record flight student endorsements, <u>and the student's logbook with the following</u>: *"I certify that [insert student's name] has presented me a [insert type of document presented, such as a U.S. birth certificate or U.S. passport, and the relevant control or sequential number on the document, if any] establishing that [he or she] is a U.S. citizen or national in accordance with 49 CFR 1552.3(h). [Insert date and instructor's signature and CFI number.]"***
  2. **Keep a copy of the documents used to prove citizenship for five years.**
- **Flight training may begin after the documents have been reviewed and either the logbook endorsement is made in the student's logbook or copies are obtained by the instructor**

Member In-Processing -- $20 Checklist

FORT MEADE FLYING ACTIVITY

NEW MEMBER BRIEFING & IN-PROCESSING CHECKLIST

Name: _____
Telephone: _____
Pilot Rating: _____
FAA Medical: _____
Class and Date: _____
Class III Expires: _____

Military Rank: _____
Active: _____
Retired: _____
Civilian Status: _____
Dependent: _____
Employer: _____

A. INITIAL PROCESSING

1. Eligibility Established _____
2. Application Completed _____
3. Fees Explained and Paid _____
4. Member Folder Established _____
5. PQR Card Filled Out _____
6. Clubhouse Entry System Explained and Demo'd _____
7. Hold Harmless Waiver _____
8. Copies of Pilot License & Medical Certificate _____

B. FMFA/FME CLUBHOUSE OPERATIONS

1. All Pilots Read Book, Vol I & II Examined & Explained ____
2. Individual A/C Folder Notebooks Discussed ____
3. A/C Staus Board Discussed ____
4. FMFA Pilot Info Board & Mesg Clipboard Explained ____
5. Aircraft Key Storage & Access Procedures Explained ____
6. AvFuel Usage Forms Location, Use, & Disposition Explained ____
7. Oil Lockers Location, Access and Records Explained ____
8. Grounded Pilot Clipboard List Location & Usage Explained ____
9. Scheduling Procedures ____

C. FLIGHT LINE OPERATIONS

1. Location of FMFA Aircraft _____
2. A/C Parking and Tie Down Discussed / Demonstrated _____
3. Aircraft Refueling Area and Procedures Explained _____
4. Aircraft Pre-Heater Discussed / Demonstrated _____
5. Fire Extinguisher Procedures Discussed _____

D. FME OPERATIONS

1. Flight Plan Filing and Close-Out Explained _____
2. Weather Briefing Procedures Explained _____

E. PILOT CHECKOUT LIST

1. Local Area Exam (Open Book) Issued _____
2. FAA Regulations Exam _____
3. Aircraft Exam for Each A/C Pilot is Current _____
4. Pre-Mishap Plan and Questionnaire Discussed _____
5. "Who to Call" List to be Used in Case of Emergency _____
6. Clearing Authority Privileges Explained _____

Member Signature Date

Briefed By Date

FMFA Form 122 (Facsimile Only)
Revised Oct 2002

Aircraft Clubs Scheduling

1. Most instructors have administrative privileges which allow them to schedule "outside the 14 day window"
2. ***<u>DO NOT ABUSE THIS PRIVILEGE</u>*** !
3. If you are going to schedule outside the 14 day window please notify Jim Spore, Nick Yokanovich, or me and supply us with your justification.
4. CFI ANNUAL CHECKRIDES, FAA CHECKRIDES are valid excuses for scheduling outside of this 14 day window.

IACRA

1. "Google" for "IACRA"
2. Register once you get to the IACRA website
3. Register as both an Instructor and as an Applicant
3. You will receive:
   a) FTN
   b) IACRA UserID
   c) IACRA User Password
4. IACRA uses all the FAA databases of information on you and your student and the examiner
5. Your student must also register
6. Your student fills out a 8710 online
7. You review his 8710 and electronically "sign"
8. The examiner reviews the 8710 and electronically "signs" and approves/disapproves after practical test along with the student

To electronically sign your student's 8710 in IACRA you need: (1) his/her FTN ; (2) his/her 17-digit FAA Written Test ID

FMFA Aircraft Status

1. N780FM – Arrow w/dual Garmin 430 GPS
2. N781FM – C172P-180 w/dual KX155A NavCom, VFR GX55 GPS
3. N782FM – C172P-160 with Garmin 430 GPS (GPS IFR certification awaiting Autopilot Repairs)
4. N7893N – T41C w/dual NAVCOM + DME
5. N7876N – T41C w/GS + GX60 IFR GPS
6. N7889N – T41C w/GS + GX60 IFR GPS
7. N786FM – C152 w/dual NAVCOM (VFR only)
8. N787FM – C152 w/dual NAVCOM
9. N788FM – C152 w/dual NAVCOM + DME

SFRA Overview

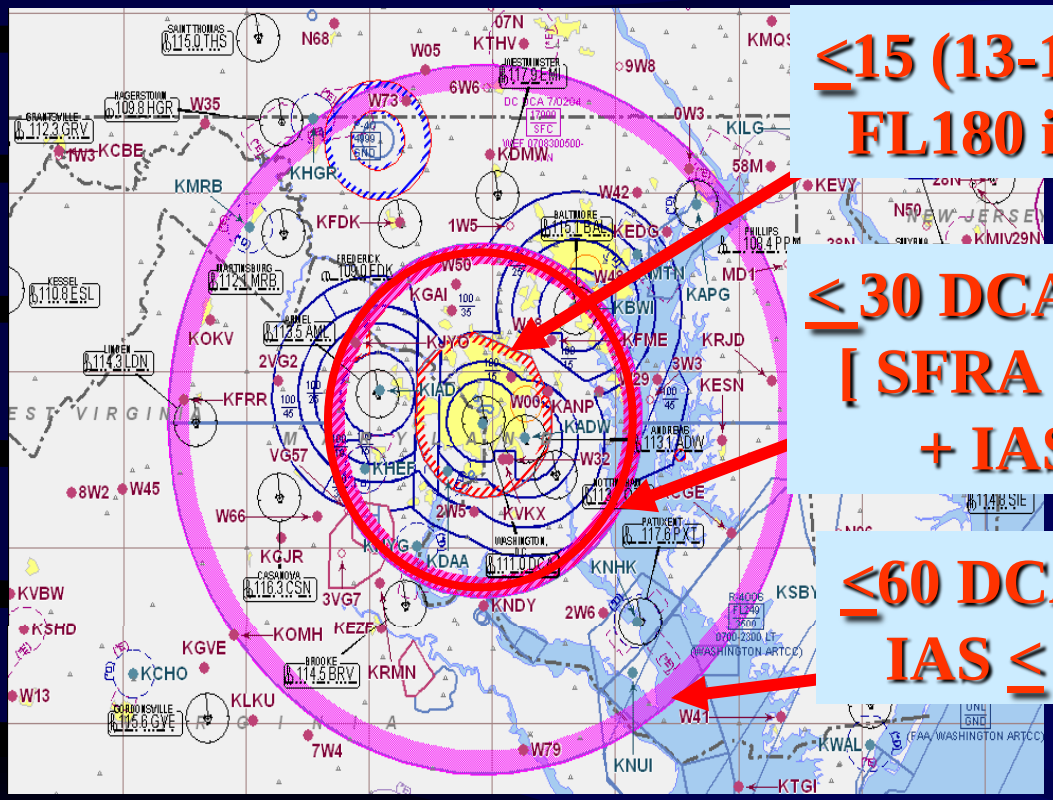

≤15 (13-15) DCA DME - SURFACE to FL180 is FRZ – No Fly for most GA

≤ 30 DCA DME - Sfc to FL180 is SFRA [SFRA Flt Plan + ATC permission + IAS ≤ 180 Kts]

≤60 DCA DME - SURFACE to FL180 IAS ≤ 230 Kts + Required Training

ADIZ GA Ops Prohibited Within DC SFRA for National Security Events !!!!

Major Airports within DC SFRA/FRZ

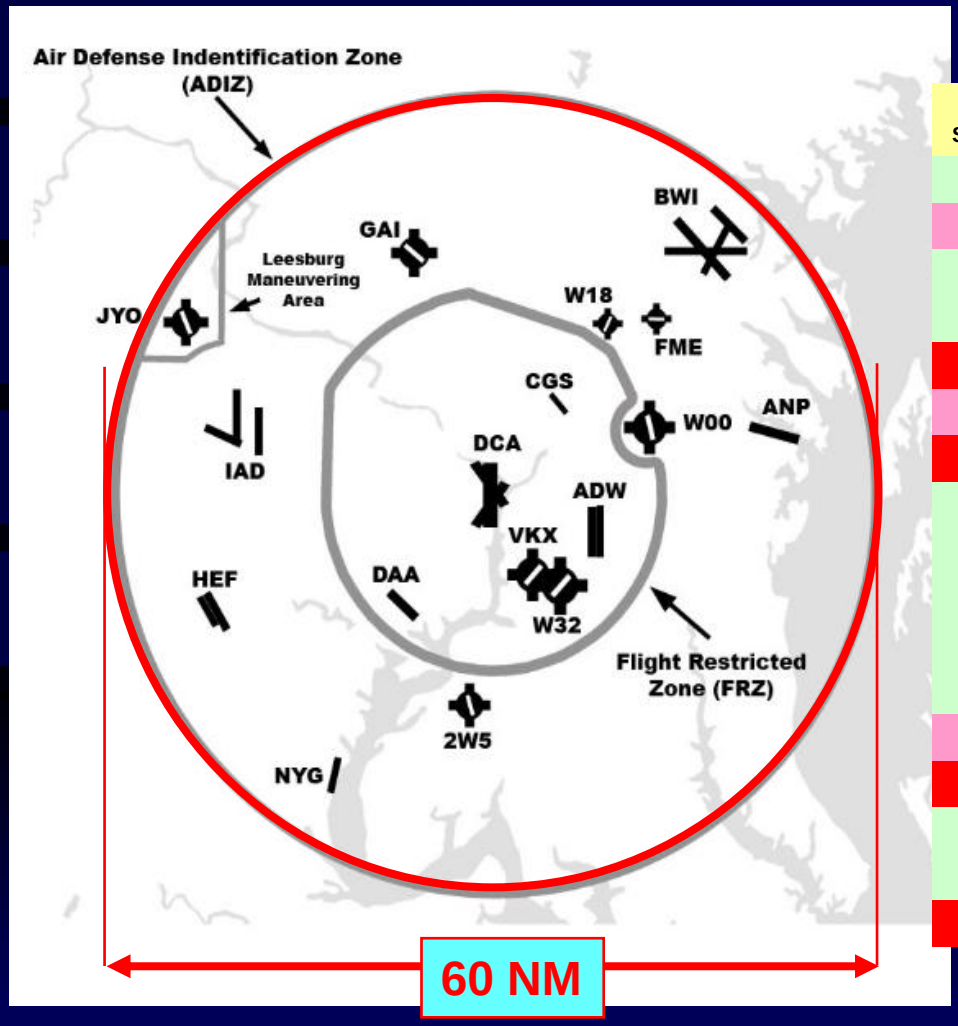

Symbol	Airport Name	Longest RWY	Location
2W5	Maryland	18-36 3000x50	ADIZ
ADW	Andrews AFB	1R-19L 9755x150	FRZ
ANP	Lee Annapolis	12-30 2500x48	ADIZ
BWI	BWI Marshall	10-28 10502x200	ADIZ
CGS	College Park	15-33 2607x60	FRZ
DAA	Davison AAF	14-32 5618x74	FRZ
DCA	Reagan Wash Natl	1-19 6869x150	FRZ
FME	Tipton Fort Meade	10-28 3000x75	ADIZ
GAI	Gaithersburg	14-32 4202x75	ADIZ
HEF	Manassas	16L-34R 5700x100	ADIZ
IAD	Dulles Wash Intl	1C-19C 11501x150	ADIZ
JYO	Leesburg	17-35 5500x100	ADIZ
NYG	Quantico MCAF	2-20 4237x200	ADIZ
VKX	Potomac	6-24 2665x40	FRZ
W00	Freeway	18-36 2420x40	ADIZ
W18	Suburban	3-21 2324x40	ADIZ
W32	Hyde	5-23 3000x60	FRZ

SFRA/FRZ Sectors for Communication

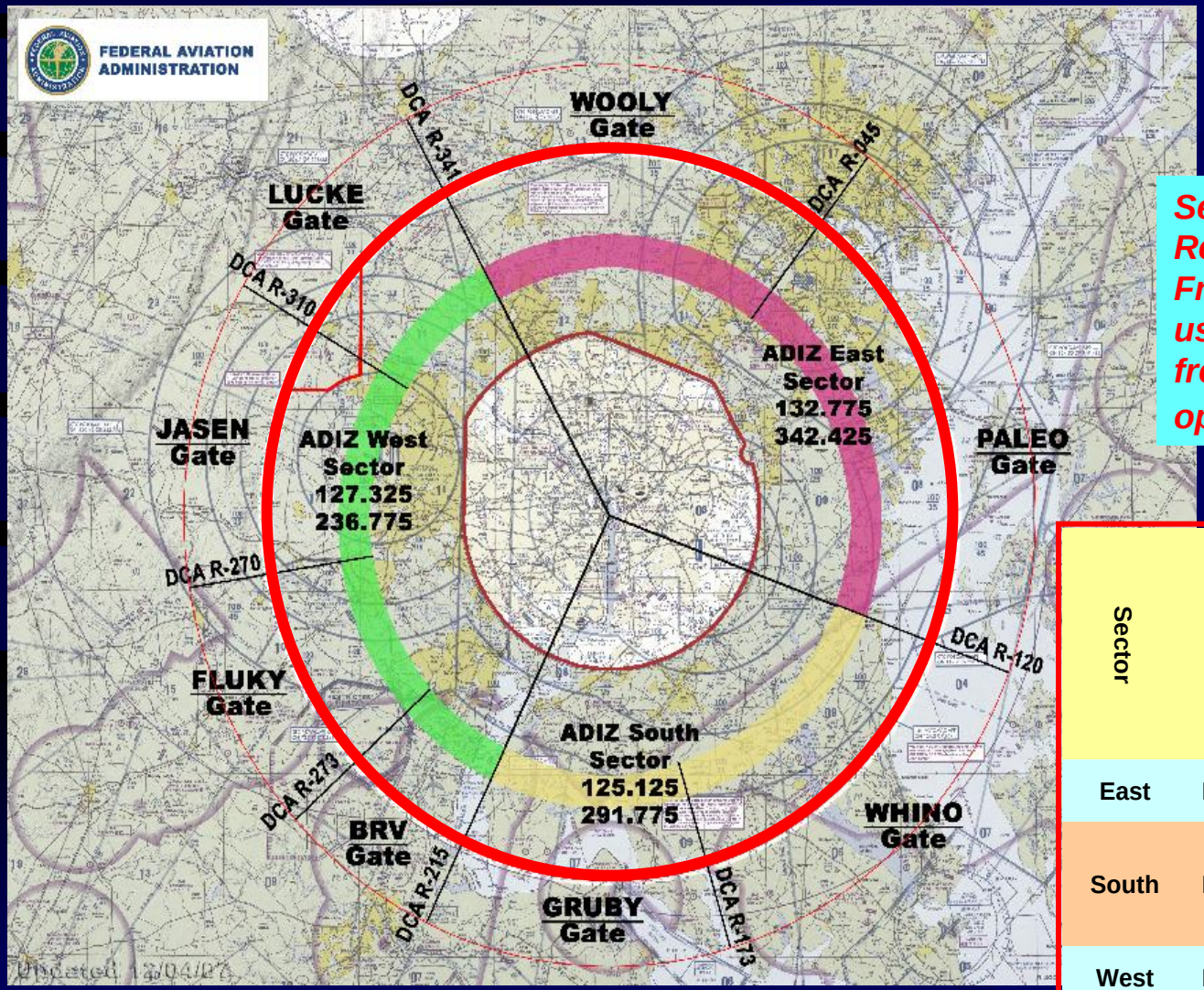

Sector Communication Reverts to IFR Approach Frequencies in time of low usage. [Depicted sector frequencies typically operational 12z-22z]

Sector	Left Demarcation	Right Demarcation	VHF Frequency	Gates
East	DCA341030	DCA120030	132.775	Wooly, Paleo
South	DCA120030	DCA215030	125.125	Jason, Lucke, Fluky, BRV
West	DCA215030	DCA341030	127.325	Gruby, Whino

"Standard" ADIZ Procedures

1. Prior to flying in the ADIZ pilots must:
   a. file a flight plan
   b. obtain a discrete transponder code from ATC
   c. establish two-way communications with the appropriate ATC facility and maintains the capability of continuing two-way communications with the appropriate ATC facility (Aircraft operating in a non-towered airport traffic pattern are exempt from this ATC two-way communication requirement provided they monitor the airport's CTAF on an operable two-way radio).
   d. maintain IAS ≤ 180 Kts
2. (EXTREMELY IMPORTANT !!!!)The aircraft's mode C transponder continuously transmits its assigned discrete transponder code while flying in the ADIZ.
3. Prior to flying within class B or D airspace that is within or adjacent the ADIZ the flight crew must receive a separate permission for class B or D airspace.

Mandatory DC SFRA Training for Pilots Operating VFR within 60 NM of DCA VOR/DME – See 91.161 Eff 2/9/9

1. Special awareness training required for all pilots operating under VFR within 60 NMR of DC VOR/DME (Reagan Washington National Airport)
2. Each pilot (PIC and/or SIC) in "1" has to take "Navigating the New DC ADIZ/FRZ" online at FAAsafety.gov. Each pilot shall possess a certificate of completion of this training course and must present it for inspection upon request from:
   a) Authorized representative of the FAA
   b) Authorized representative of the NTSB
   c) Any Federal, State, or Local Law Enforcement Officer
   d) Authorized representative of the TSA
3. Exceptions:
   a) Emergency declared under 91.3(b)
   b) Failure of two-way radio communications when operating IFR under 91.185
   c) Operating IFR
   d) Air Ambulance Aircraft certfied to operate under Part 135
   e) U.S. Armed Forces Aircraft
   f) Law Enforcement Agency Aircraft

My FAAsafety.gov Courses (taken)

File Edit View History Bookmarks Tools Help

https://faasafety.gov/gslac/ALC/learning.aspx

NEWS ALERT! Navigating the DC Special Flight Rules Area (SFRA) Course

Welcome bobcarpenter44@comcast.net to FAASafety.gov! (Representative)

FAA Home | FAASTeam Home | News | About FAASTeam | Learning Center | SPANS

FAA Aviation News | Events | Notices | My Home | My Preferences | Logout

FAAST FAA SAFETY TEAM

Search FAASafety.gov:

SPANS Event Management
- My Courses
- My Events
- My Preferences
- My WINGS
- My Airman Profile
- My Topic Suggestions

Aviation Learning Center

WINGS - Pilot Proficiency Program

Maintenance Hangar

FAASTeam Directory

Events / Seminars

FAASTeam Notices

Pilots Resources

Award Programs

My Courses

Title	Description
Navigating the DC ADIZ, TFRs, and Special Use Airspace	This course is intended to help pilots understand the requirements for operating in the DC ADIZ/FRZ, around TFRs, and near other types of special use airspace. Last Completed March 20, 2006
The Art of Aeronautical Decision-Making	This course presents a framework for developing situational awareness, evaluating options, and making safe decisions. Last Completed February 16, 2009
Inflight Icing	This course is designed to help pilots understand conditions and hazards of inflight icing, and to develop strategies to minimize inflight icing risks. Last Completed February 4, 2008
*Navigating the DC ADIZ / SFRA	This course explains the requirements and procedures for operating in the reconfigured Washington DC Air Defense Identification Zone (DC ADIZ), which will soon be known as the DC Special Flight Rules Area (SFRA). **Successful completion satisfies the regulatory requirement mandated by 14 CFR Part 91.161, "Special Awareness Training"** for any pilot who flies under VFR within a 60 nautical mile radius of the DCA VOR. Last Completed November 3, 2008
Know Your NOTAMs	This course provides information on the new "D" NOTAM format, which takes effect on January 28, 2008. Last Completed October 11, 2008
*Navigating the DC Special Flight Rules Area (SFRA)	**Successful completion of this course fulfills the regulatory requirement for special awareness training on the Washington DC Special Flight Rules Area (SFRA) for pilots flying under VFR within 60 nm of the DCA VOR/DME.** Last Completed February 18, 2009

Navigating the SFRA [Completion Certificates]

Print out wallet size Certificate
Keep with Pilot Certificate

Certificate of Achievement

This is to certify that

ROBERT FRANKLIN CARPENTER

has successfully completed the

"Navigating the New DC ADIZ"
July 30, 2007

Federal Aviation Administration

Kevin L. Clover
Kevin L. Clover, National Safety Program Manager

Certificate Number 0102345-20070730-00067

FULL PAGE SIZE CERTIFICATE

Certificate of Achievement

This is to certify that

ROBERT FRANKLIN CARPENTER

has successfully completed the

"Navigating the New DC ADIZ"
July 30, 2007

Federal Aviation Administration

Kevin L. Clover

Cut out the small certificate above and keep with your airman certificate. You should keep the remainder of this sheet in a safe place in case you lose your certificate above.

WALLET SIZE CERTIFICATE

Your Name	ROBERT FRANKLIN CARPENTER
Your faasafety.gov Registered Username	bobcarpenter44@comcast.net
Course Completed	Navigating the New DC ADIZ
Course Completion Date	July 30, 2007
Course Completion Certificate Number	0102345-20070730-00067

Whenever copies of these are required, revisit "My Courses" in FAAsafety.gov

TSA Training by Security Officer

FMFA Fleet Addition --
C172P-160 w/AutoPilot
& G430 GPS Installed